

SentecaCommerce LOAD TEST

TEST SCENARIO

- Domain: **https://senteca.dev**
- Number of active products: **34,995**
- Number of active SKUs: **122,623**




- ❑ Duration: **5 minutes 6 seconds**
- ❑ Data centers (Regions): **10**
(Sydney, Hong Kong, Frankfurt, Paris, London, Dublin, Tokyo, Stockholm, Singapore, Palo Alto)
- ❑ Users: **5,000**
 - Scaling to 5,000 users: 1 minute
 - Maintaining 5,000 concurrent users: 3.5 minutes
 - Downscaling: 0.5 minutes
- ❑ Load requests distribution per 5 minutes: **282,789**
 - Browse catalogue/product pages: 246,629
 - Filter catalogue pages: 28,546
 - Create new user accounts: 2,722
 - Complete new orders: 4,892
- ❑ Average number of requests per minute: **943**
- ❑ Average page-views/minute: **80,000+**
- ❑ Success criteria:
 - Response time "Browse catalogue/product pages": **<1 sec.**
 - Response time "Filter catalogue": **<1 sec.**
 - Response time "Create new order": **<1 sec.**
 - Response time "Create new user account": **<1 sec.**

TEST RESULTS

*HTTP Requests = User requests to SentecaCommerce platform

**Scenario Checks = Response times & Response status

Please note that each HTTP request is sent to both the SentecaCommerce platform and to Google Analytics (GA) in order to enable real-time tracking in GA.



☐ Total HTTP Requests*: 282,789

- <1 sec.: **282,762**
- Unsuccessfully tracked by Google Analytics: **27**
 - Browse catalogue/product pages: 22
 - Filter catalogue/product pages: 3
 - Create new user accounts: 1
 - Complete new orders: 1

☐ Total Scenario Checks**: 282,789


- Browse catalogue/product pages: 246,629
 - Response <1 sec.: **246,620**
 - Response >1 sec.: **9**
 - Failures: **0**
- Filter catalogue pages: 28,546
 - Response <1 sec.: **28,537**
 - Response >1 sec.: **9**
 - Failures: **0**

- Create new user accounts: 2,722
 - Response <1 sec.: **2,720**
 - Response >1 sec.: **2**
 - Failures: **0**
- Complete new orders: 4,892
 - Successful orders <1 sec.: **4,892**
 - Successful orders >1 sec.: **0**
 - Failures: **0**

☐ Total page-views over 5 minutes: **275,175**

☐ Average response time:

- Browse catalogue/product pages: **13ms**
- Create new users: **149ms**
- Complete orders: **148ms**



SentecaCommerce
QuickStart Load Test

CREATE NEW TEST

Tests

Notifications

Integrations

Tests > QuickStart LoadTest 5000 (senteca.dev) > Nov 19 13:41

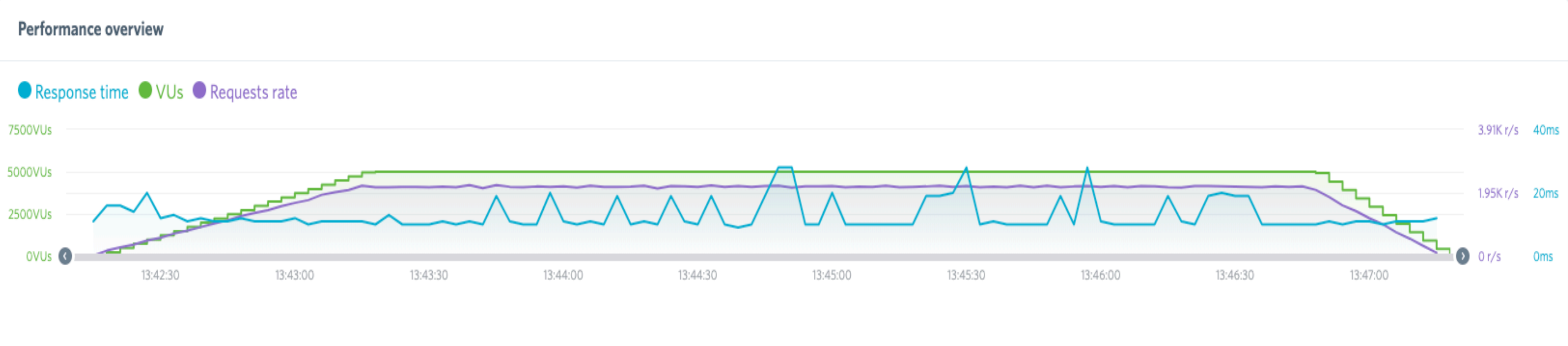
RE-RUN TEST

FINISHED VUs: 5000 Duration: 5m6s Ended: Nov 19 13:47 Regions: Sydney 10% Hong Kong 10% Frankfurt 10% Paris 10% London 10% ... (5)

COMPARE CURRENT TEST RUN WITH: None

Performance overview

● Response time ● VUs ● Requests rate




The chart displays three metrics over time from 13:42:30 to 13:47:00. The left y-axis represents VUs (0 to 7500), and the right y-axis represents Requests rate (0 to 40ms). The green line (VUs) rises from 0 to 5000 by 13:43:30 and remains constant until 13:46:30, then falls to 0. The purple line (Requests rate) rises to a peak of 3.91K r/s at 13:45:00 and remains constant until 13:46:30, then falls to 0. The blue line (Response time) fluctuates between 0ms and 40ms, with a peak of 40ms at 13:45:00.

PERFORMANCE ALERTS

Our automated algorithms have analyzed the test results and have not found any performance issues. The average response time of the system being tested was **13ms**, and **565608** requests were made at an average request rate of **1886** requests/second.

DASHBOARD #2



SentecaCommerce
QuickStart Load Test

CREATE NEW TEST

Tests

Notifications

Integrations

CLI

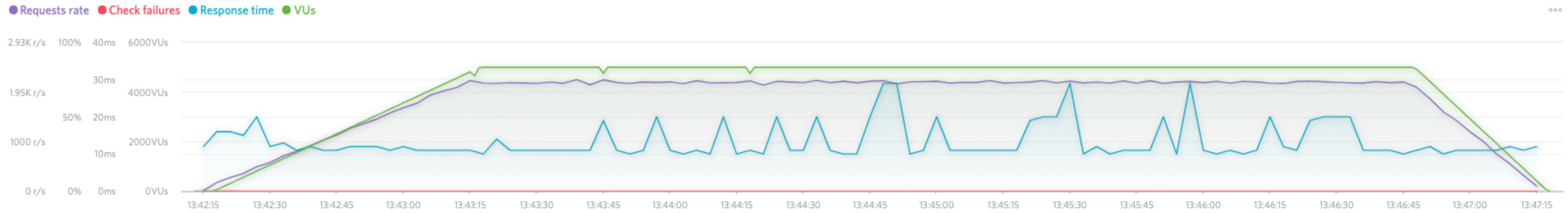
Docs

Help

LOAD IMPACT

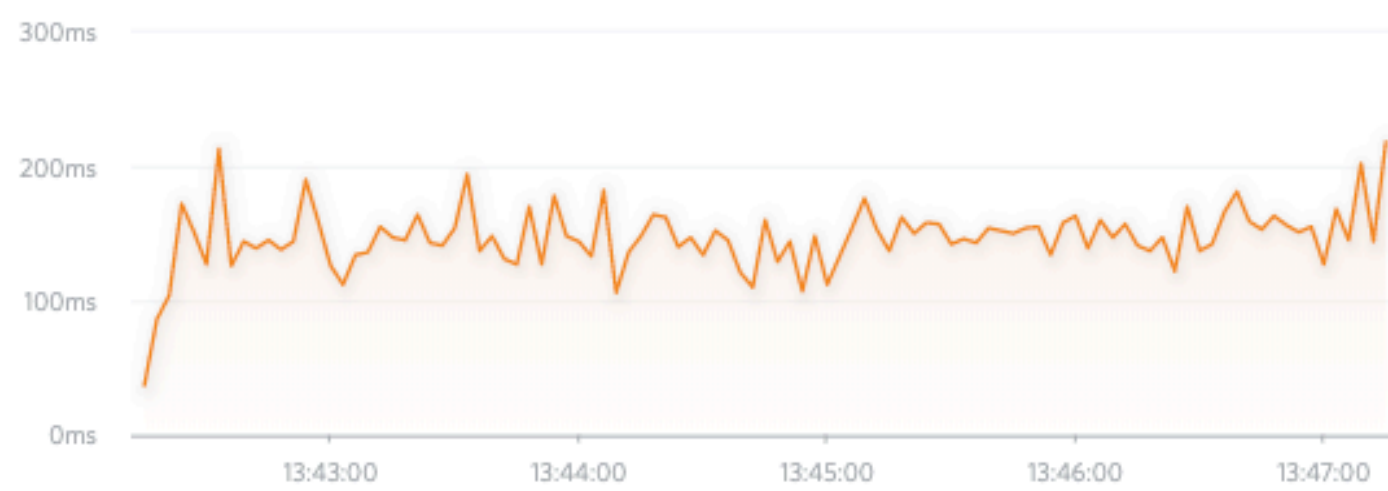
COMPARISON CHART

ADD METRIC TO VISUALIZE



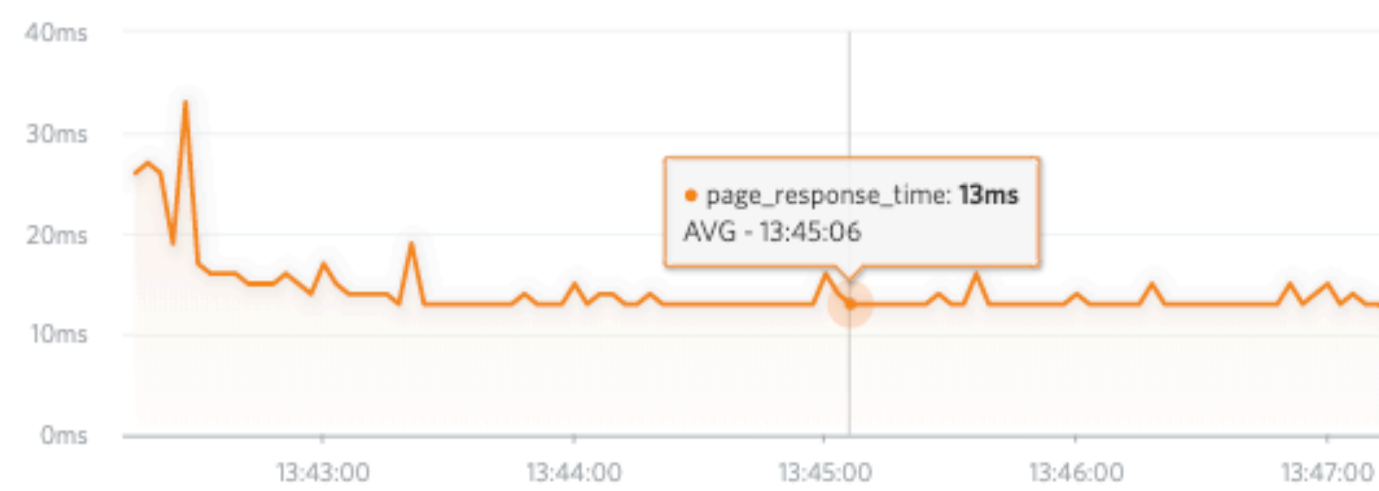
ORDER_RESPONSE_TIME

QuickStart LoadTest 5000 (senteca.dev)



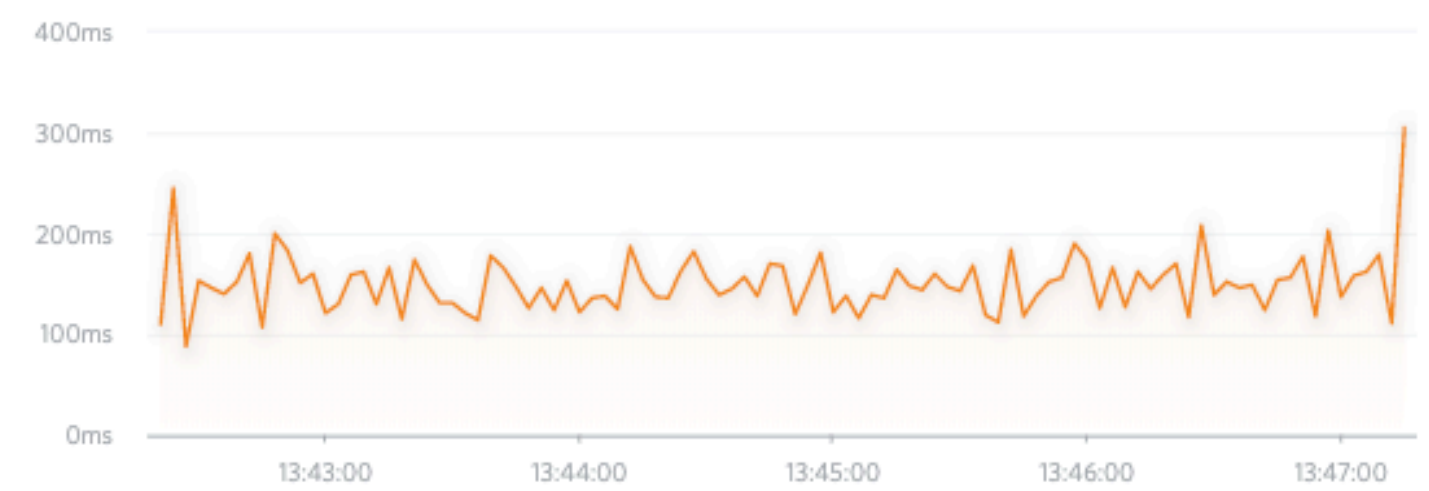
PAGE_RESPONSE_TIME

QuickStart LoadTest 5000 (senteca.dev)



USER_RESPONSE_TIME

QuickStart LoadTest 5000 (senteca.dev)



VU_RATE

QuickStart LoadTest 5000 (senteca.dev)



ADD METRIC TO VISUALIZE

DASHBOARD #3

CHECKS
22 / 566K

HTTP
27 / 566K

ANALYSIS
4 metrics added

SCRIPT
View executed script

VIEW AS: ☰

All ▼
NAME ▼

		SUCCESS %	SUCCESS	FAILED
☰	Scenario 1 - Visit Website Facet - goto url		57083	9
✓	response.status OK	100%	28546	0
✗	response time < 1 s	99%	28537	9
☰	Scenario 3 - Checkout New Order - submit shopping cart		9782	2
✓	response.status OK	100%	4892	0
✗	response time < 1s	99%	4890	2
☰	Scenario 1 - Visit Website Page - goto url		493249	9
✓	response.status OK	100%	246629	0
✗	response time < 1 s	99%	246620	9
☰	Scenario 2 - Register User Account - submit registration		5442	2
✓	response.status OK	100%	2722	0

ADD THIS GRAPH TO THE ANALYSIS

SentecaCommerce

QuickStart Load Test ▼

CREATE NEW TEST

🌐 Tests

🔔 Notifications

🔗 Integrations

>_ CLI

📄 Docs >

? Help >